

Piano Passport 2019-2020



Name: _____ Grade: _____ Stamps Collected: _____

#	TRAVEL ROUTES	OVERVIEW	VALUE	STATUS
<i>Passport Stamps Collected During Lessons</i>				
Technique Terminal and Sight Reading Stopover (white)				
1.	Scales p. 4-5		1	
2.	Arpeggios p. 6		1	
3.	Chords p. 7-8		1	
4.	Sight Reading p. 8		1	
Repertoire Runway (pink) + (purple)				
5.	Memorization p. 9		1	
6.	Musical Eras p. 10		1	
7.	Collaborative Piano p. 11		up to 3	
<i>Passport Stamps Collected on Your Own</i>				
Listening Lounge (blue)				
8.	Baroque Listening p. 12-13		1	
9.	Classical Listening p. 14-15		1	
10.	Romantic Listening p. 16-17		1	
11.	Impressionistic Listening p. 18-19		1	
12.	Modern Listening p. 20-21		1	
Music History Museum, Customs & Composition, and Theory Tour (green) + (yellow)				
13.	Composer Research p. 22		1	
14.	Piano Research p. 23		1	
15.	Creative Composition p. 24-25		up to 6	
16.	Music Literacy Program p. 26		up to 3	
<i>Passport Stamps Collected Outside of Lessons</i>				
Performance Port (orange) + (white) + (gray)				
17.	Music Artistry Program p. 27		3	
18.	Public Performance p. 28-31		unlimited	
19.	Concert Attendance p. 32-35		up to 6	

Piano Passport

2019-2020



Elevate your *Travel Status* by collecting stamps for your *Piano Passport*!

You can work on collecting stamps in any order. Objectives completed during summer 2019 and the 2019-2020 school year count toward stamp-collecting requirements. Piano Passport is due the week of **May 17-22, 2020**.



Follow Travel Checkpoints

Make a good effort to complete each week's assigned scales, arpeggios, chords, and memory assignments. It's much easier to check a few things off each week than to tackle a huge load at the end of the year.



Journey into a New Learning Adventure

Don't be afraid to try something new! *Musical Eras*, *Collaborative Piano*, *Creative Composition*, and *Public Performance* are meant to broaden your repertoire and challenge you to venture out of your comfort zone. You may discover something new that you really like!



Don't Delay

Travels under *Passport Stamps Collected on Your Own* can be completed any time at home. The only things you need are internet access, your Piano Passport packet, and a pencil. These are meant to be fun and informative, so don't delay in getting started.



Parents: Plan Ahead

Parents, please plan early for travels under *Passport Stamps Collected Outside of Lessons*. Your student will need your help completing *Public Performance* and *Concert Attendance*. Public Performance opportunities will be offered at least once a month. If you're ready to perform, complete it as soon as you can! Concerts and recitals that are free and local are limited: go to the first one you can. However, if you don't mind trekking to Seattle or paying admission, you'll find a lot more options and opportunities.



Piano Passport

Travel Status	Stamps Collected	Award
First Class World Traveler	25+	Diamond
Business Class Traveler	20-24	Ruby
Economy Plus Class Traveler	15-19	Sapphire
Economy Class Traveler	10-14	Emerald
Novice Traveler	5-9	
Delayed Traveler	0-4	

Passport Guide: Your Travel Timeline

Details	Important Dates
<p><i>Stamps Collected on Your Own</i></p> <ul style="list-style-type: none"> • Listening (5 stamps) • Research (2 stamps) 	Best Completed by December 2019
<p><i>Stamps Collected During Lessons</i></p> <ul style="list-style-type: none"> • Technique & Sight Reading • Repertoire 	Best Completed by April 2020
Public Performance	Opportunities Offered Once a Month
<p>Studio Recitals</p> <p><i>Recitals are a studio requirement and all students are expected to participate.</i></p>	<p>Sat, December 14, 2019 Resonance at SOMA Towers in Bellevue</p> <p>Sat, June 13, 2020 Cross of Christ Lutheran Church in Bellevue</p>
<p>Music Artistry Program (MAP)</p> <p><i>Prepare two piano solos and receive feedback from the Visiting Artist Teacher. Required for students in 2nd grade and up with 1+ years of experience.</i></p>	<p>Thurs-Sat, February 20-22, 2020 Cross of Christ Lutheran Church in Bellevue</p>
<p>Chapter Honors Competition (CHC)</p> <p><i>CHC qualifies for 3 passport stamps.</i></p>	<p>Sat, March 7, 2020 First Baptist Church in Kent Registration Deadline: January 7, 2019</p>
<p>Music Literacy Program (MLP)</p> <p><i>Required for students in 2nd grade and up.</i></p>	<p>Sat, April 25, 2020 (Eastside Students) Eastside Bahai Center in Bellevue</p> <p>Sat, May 2, 2020 (Southside Students) Nativity Lutheran Church in Renton</p>
Piano Passport Final Due Date	Week of May 17-22, 2020

1. Scales

PASSPORT STAMP

Welcome to the first stop of Technique Terminal! Here you will collect one passport stamp for meeting your scale goals.

Collect 1 Stamp

MAJOR Tempo: _____	<i>Pentascale</i>	<i>1 Octave</i> <i>pear</i>	<i>2 Octaves</i> <i>apple</i>	<i>3 Octaves</i> <i>cantaloupe</i>	<i>4 Octaves</i> <i>watermelon</i>	<i>4 Octave</i> <i>contrary or</i> <i>banana splits</i>
Key						
C						
G						
D						
A						
E						
B						
F#/Gb						
Db						
Ab						
Eb						
Bb						
F						

MINOR Tempo: _____	<i>Natural</i>	<i>Harmonic</i> <i>raise 7th from</i> <i>natural</i> <i>minor</i>	<i>Melodic</i> <i>ascending</i> <i>raise 6th, 7th</i> <i>descending =</i> <i>natural</i>	<i>1 Octave</i> <i>pear</i>	<i>2 Octaves</i> <i>apple</i>	<i>3 Octaves</i> <i>cantaloupe</i>	<i>4 Octaves</i> <i>water</i> <i>melon</i>
Key							
A							
E							
B							
F#							
C#							
G#							
D#/Eb							
Bb							
F							
C							
G							
D							

Yes, there are even more scales.

CHURCH MODES	Ionian <i>Formula: WWHWWWH</i> <i>Based on CDEFGABC, the Major Scale</i>	Dorian <i>Formula: WHWWWHW</i> <i>Based on DEFGABCD</i>	Phrygian <i>Formula: HWWWHWW</i> <i>Based on EFGABCDE</i>	Lydian <i>Formula: WWWWHWH</i> <i>Based on FGABCEDEF</i>	Mixolydian <i>Formula: WWHWWHW</i> <i>Based on FABCDEFG</i>	Aeolian <i>Formula: WWHWWHW</i> <i>Based on ABCDEFGA, the Minor Scale</i>	Locrian <i>Formula: HWWHWWW</i> <i>Based on BCDEFGAB</i>
C	<i>start here</i>						
G					<i>start here</i>		
D		<i>start here</i>					
A						<i>start here</i>	
E			<i>start here</i>				
B							<i>start here</i>
F#/Gb							
Db/C#							
Ab/G#							
Eb/D#							
Bb							
F				<i>start here</i>			

OTHER	Whole Tone <i>Formula: WWWWWW</i>	Chromatic <i>Formula: HHHHHHHHHH</i>	Major Pentatonic <i>5 note scale</i> <i>Formula: (1st-2nd-3rd-5th-6th of a Major Scale)</i> <i>WW W+H W</i>	Minor Pentatonic <i>5 note scale</i> <i>Formula: (1st-3rd-4th-5th-7th of a Minor Scale)</i> <i>W+H WW W+H</i>	Blues <i>Formula: (Minor Pentatonic Scale + Dim 5th from tonic)</i>
C	<i>C-D-E-F#-G#-A#-C</i>	<i>1 octave hands alone</i>	<i>C-D-E-G-A</i>	<i>A A-C-D-E-G</i>	<i>A-C-D-Eb-E-G</i>
D		<i>2 octaves hands alone</i>		<i>E</i>	
E		<i>A1 to C8 hands alone</i>		<i>B</i>	
F		<i>C8 to A1 hands alone</i>	<i>F#</i>	<i>F</i>	
G		<i>4 octaves HT</i>		<i>C</i>	
A		<i>4 octaves HT, splits</i>	<i>Ab</i>	<i>Eb</i>	
B		<i>4 octaves HT, 3rd apart</i>		<i>Bb</i>	

MEMORIZE	
	Order of the Major Circle of Fifths (written/verbal)
	Order of the Minor Circle of Fifths (written/verbal)
	Order of Sharps (F#-C#-G#-D#-A#-E#-B#) <i>Fat Cats Go Down Alleys Eating Bugs</i>
	Order of Flats (Bb-Eb-Ab-Db-Gb-Cb-Fb) <i>BEAD Grandma's Chicken Farm</i>
	Sharp Key Signatures (be able to match name of key signature to number of sharps)
	Flat Key Signatures (be able to match name of key signature to number of flats)
	Order of Church Modes (Ionian, Dorian, Phrygian, Lydian, Mixolydian, Aeolian, Locrian) <i>I Dig Pizza Let's Make a Large</i>
	Order of Scale Degrees (Tonic, Supertonic, Median, Subdominant, Dominant, Submediant, Leading Tone, Tonic)

2. Arpeggios

PASSPORT STAMP

Welcome to the second stop of Technique Terminal! Here you will collect one passport stamp for meeting your arpeggio goals.

Complete 1 Stamp

MAJOR Tempo: _____		Cross Hand Style	1 Octave pear	2 Octaves apple	3 Octaves cantaloupe	4 Octaves watermelon 4/4 time, accent beat 1	4 Octave banana splits 1 st inversion 2 nd inversion			4 Octave Dominant 7 th
Key							root	1st	2nd	
C	white								C7	
G	white								G7	
D	w-b-w								D7	
A	w-b-w								A7	
E	w-b-w								E7	
B	w-b-b								B7	
F#/Gb	black								F#7/Gb7	
Db	oreo								Db7	
Ab	oreo								Ab7	
Eb	oreo								Eb7	
Bb	b-w-w								Bb7	
F	white								F7	

MINOR Tempo: _____		Cross Hand Style	1 Octave pear	2 Octaves apple	3 Octaves cantaloupe	4 Octaves watermelon 4/4 time, accent beat 1	4 Octave banana splits 1 st inversion 2 nd inversion		
Key							root	1st	2nd
A	white								
E	white								
B	w-w-b								
F#	oreo								
C#	oreo								
G#	oreo								
D#/Eb	black								
Bb	b-b-w								
F	w-b-w								
C	w-b-w								
G	w-b-w								
D	white								

3. Chords



Welcome to the third stop of Technique Terminal! Here you will collect one passport stamp for meeting your chord goals.

Collect 1 Passport Stamp

Triads

Key	Major	Minor	Diminished	Augmented
C				
G				
D				
A				
E				
B				
F#/Gb				
Db		C#		
Ab		G#		
Eb		Eb/D#		
Bb				
F				

Seventh Chords

Name	Major 7 th "Major" modifies the 7 th	Dominant 7 th	Minor 7 th "Minor" modifies the triad	Half-Diminished 7 th / Minor 7 (b5) Chord alterations follow the 7	(Fully) Diminished 7 th
Structure	Major Triad + major 7 th	Major Triad + minor 7 th	Minor Triad + minor 7 th	Dim Triad + minor 7 th	Dim Triad + Dim 7 th
C	<i>C E G B</i>	<i>C E G Bb</i>	<i>C Eb G Bb</i>	<i>C Eb Gb Bb</i>	<i>C Eb Gb Bbb</i>
G					
D					
A					
E					
B					
F#/Gb					
Db					
Ab					
Eb					
Bb					
F					

Getting Comfortable with Chords

Chord Inversions

Key	Triad Inversions MAJOR	Triad Inversions MINOR	Diatonic Chords MAJOR	
	Root - 1 st - 2 nd - Root I-I ₆ -I _{6/4} -I	Root - 1 st - 2 nd - Root i-i ₆ -i _{6/4} -i	Stay within the key! I-ii-iii-IV-V-vi-vii ^o	
C				<i>with inversions</i>
G				
D				
A				
E				
B				
F#/Gb				
Db		C#		
Ab		G#		
Eb		Eb/D#		
Bb				
F				

Lead Sheets: play ___ piece(s) using lead sheets

#	Date	Title of Piece	Chord Progression
1			
2			
3			

4. Sight Reading

Welcome to Sight Reading Stopover! Here you will collect one passport stamp for meeting your sight reading goals.



Collect 1 Passport Stamp

Sight Reading: complete ___ lesson day(s) of sight reading

1 <i>date of completion</i>	6	11	16	21
2	7	12	17	22
3	8	13	18	23
4	9	14	19	24
5	10	15	20	25

5. Memorization

PASSPORT STAMP

Welcome to the first stop of Repertoire Runway! Here you will collect one passport stamp for meeting your memory goal.

Collect 1 Passport Stamp

Memory Goal: _____ measures

#	Date	Title of Piece	Number of Measures	Running Total of Measures Memorized
1				
2				
3				
4				
5				
6				
7				
8				
9				
10				
11				
12				
13				
14				
15				
16				
17				
18				
19				
20				
21				
22				
23				
24				
25				

6. Musical Eras

PASSPORT STAMP

Welcome to the second stop of Repertoire Runway! Here you will collect one passport stamp for studying and playing pieces from the four historical music periods.

Collect 1 Passport Stamp

Baroque Era (1600-1750)

Famous Baroque composers include Bach, Vivaldi, and Handel. Piano music of the Baroque era was often written with each hand playing its own melody or “voice.” This style of writing is called *polyphonic*. Baroque piano pieces were usually written in *binary* form. Composers frequently wrote pieces with dance titles. One of the most popular dances was the *minuet*.

Baroque Piece:	
Composer:	

Classical Era (1750-1820)

Famous Classical composers include Mozart, Haydn, and Beethoven. Piano music of the Classical era was often written with the right hand playing a melody and the left hand playing an accompaniment. This style of writing is called *homophonic*. Classical piano pieces were usually written in *ternary* form. Although many composers still wrote *minuets* during the Classical period, a new type of piece called *sonatina* became very popular.

Classical Piece:	
Composer:	

Romantic Era (1820-1910)

Famous Romantic composers include Chopin, Mendelssohn, and Schumann. Piano music of the Romantic era was often written with long, beautiful melodies and complicated accompaniments. Romantic piano pieces frequently have descriptive titles and are called *character pieces*. The *waltz* became a popular dance which replaced the *minuet*.

Romantic Piece:	
Composer:	

Contemporary Era (Impressionistic or Modern/20th Century) (1900-Present)

Famous Contemporary composers include Debussy, Bartok, and Shostakovich. Contemporary piano music is written in many different styles. Contemporary composers frequently experimented with unusual harmonies and rhythms to give their music a distinctly different sound than music of the earlier periods.

Contemporary Piece:	
Composer:	



Which musical era is your favorite? _____

7. Collaborative Piano

Welcome to the third stop of Repertoire Runway! Here you will collect up to three passport stamps by collaborating with another pianist or instrumentalist on an ensemble piece. Your ensemble partner may be another student, sibling, friend, or parent.

Collect up to 3 Passport Stamps

Ensemble pieces can be performed for Ms. Samantha during lessons or may be video recorded.

Qualifying Ensemble Combinations:

- Piano Duet/Trio, etc.
- Piano Accompaniment + Other Instrument(s) or Voice
- Duets with Ms. Samantha **only qualify if you are in Middle or High School.**

PASSPORT STAMP(S)

Title of Ensemble Piece:	
Composer:	
Ensemble Partner(s):	
Instrumentation:	

Title of Ensemble Piece:	
Composer:	
Ensemble Partner(s):	
Instrumentation:	

Title of Ensemble Piece:	
Composer:	
Ensemble Partner(s):	
Instrumentation:	



Listening Lounge

Welcome to the Listening Lounge! Here you will collect one stamp for each of the historical music periods: Baroque, Classical, Romantic, Impressionistic, and Modern.

Listen carefully to the two assigned pieces for each expedition and answer the listening questions. As you listen, you may draw, doodle, or write your thoughts about each piece in the extra space provided.

YouTube links for each piece are posted on www.samanthayeung.com/pianopassport. You can also search for the listed pieces on YouTube on your own.

8. Baroque Listening

PASSPORT STAMP



Collect 1 Passport Stamp Listening to Music from the Baroque Era

Music Links: www.samanthayeung.com/pianopassport

#1. Title of Piece: *Invention No. 1 by Johann Sebastian Bach*

How would you describe the **tempo** of this piece?

Largo Larghetto Adagio Andante Moderato Allegretto Allegro Vivace Presto



What **dynamics** do you hear?

pp p mp mf f ff crescendo decrescendo

What **articulations** do you hear?

Staccato (Bouncy) Legato (Smooth) Tenuto (Pressing Deeply) Marcato (Accented)

What **itches** do you hear?

Very Low Low Middle High Very High

How would you describe the **mood** or **character** of this piece?

Agitato (Agitated)
Dolce (Sweet)
Furioso (Angry)
Mesto (Sad)


Brillante (Glittering)
Energico (Energetic)
Giocoso (Merry, Happy)
Scherzando (Playful)

Cantabile (Singing)
Expressivo (Expressive)
Maestoso (Majestic)
Tranquillamente (Calm)

#2. Title of Piece: ***Minuet in G Major by Johann Sebastian Bach***

How would you describe the **tempo** of this piece?

Largo Larghetto Adagio Andante Moderato Allegretto Allegro Vivace Presto



What **dynamics** do you hear?

pp p mp mf f ff crescendo decrescendo

What **articulations** do you hear?

Staccato (Bouncy) Legato (Smooth) Tenuto (Pressing Deeply) Marcato (Accented)

What **itches** do you hear?

Very Low Low Middle High Very High

How would you describe the **mood** or **character** of this piece?

Agitato (Agitated)
Dolce (Sweet)
Furioso (Angry)
Mesto (Sad)

Brillante (Glittering)
Energico (Energetic)
Giocoso (Merry, Happy)
Scherzando (Playful)

Cantabile (Singing)
Expressivo (Expressive)
Maestoso (Majestic)
Tranquillamente (Calm)



attention travelers

Don't Forget to Answer the Questions Below!

Which piece is your favorite? **Bach's Invention No. 1** or **Minuet in G Major**?
Why?

DOODLE SPACE

9. Classical Listening

PASSPORT STAMP



Collect 1 Passport Stamp Listening to Music from the Classical Era

Music Links: www.samanthayeung.com/pianopassport

#1. Title of Piece: **Piano Concerto No. 15 in B-flat Major, K. 450 by Wolfgang Amadeus Mozart**

How would you describe the **tempo** of this piece?

Largo Larghetto Adagio Andante Moderato Allegretto Allegro Vivace Presto



What **dynamics** do you hear?

pp p mp mf f ff crescendo decrescendo

What **articulations** do you hear?

Staccato (Bouncy) Legato (Smooth) Tenuto (Pressing Deeply) Marcato (Accented)

What **itches** do you hear?

Very Low Low Middle High Very High

How would you describe the **mood** or **character** of this piece?

Agitato (Agitated)

Dolce (Sweet)

Furioso (Angry)

Mesto (Sad)

Brillante (Glittering)

Energico (Energetic)

Giocoso (Merry, Happy)

Scherzando (Playful)

Cantabile (Singing)

Expressivo (Expressive)

Maestoso (Majestic)



Tranquillamente (Calm)

DOODLE SPACE

#2. Title of Piece: Sonata No. 14 in C# minor, Op. 27, No. 2, 3rd movement by Ludwig van Beethoven

How would you describe the **tempo** of this piece?

Largo Larghetto Adagio Andante Moderato Allegretto Allegro Vivace Presto



What **dynamics** do you hear?

pp p mp mf f ff crescendo decrescendo

What **articulations** do you hear?

Staccato (Bouncy) Legato (Smooth) Tenuto (Pressing Deeply) Marcato (Accented)

What **itches** do you hear?

Very Low Low Middle High Very High

How would you describe the **mood** or **character** of this piece?

Agitato (Agitated)

Dolce (Sweet)

Furioso (Angry)

Mesto (Sad)

Brillante (Glittering)

Energico (Energetic)

Giocoso (Merry, Happy)

Scherzando (Playful)

Cantabile (Singing)

Expressivo (Expressive)

Maestoso (Majestic)

Tranquillamente (Calm)



attention travelers

Don't Forget to Answer the Questions Below!

Which piece is your favorite? **Mozart's Piano Concerto** or **Beethoven's Piano Sonata**? Why?

DOODLE SPACE

10. Romantic Listening

PASSPORT STAMP



Collect 1 Passport Stamp Listening to Music from the Romantic Era

Music Links: www.samanthayeung.com/pianopassport

#1. Title of Piece: *The Seasons Op. 37a, No. 4: April "Snowdrop" by Pyotr Ilyich Tchaikovsky*

How would you describe the **tempo** of this piece?

Largo Larghetto Adagio Andante Moderato Allegretto Allegro Vivace Presto



What **dynamics** do you hear?

pp p mp mf f ff crescendo decrescendo

What **articulations** do you hear?

Staccato (Bouncy) Legato (Smooth) Tenuto (Pressing Deeply) Marcato (Accented)

What **itches** do you hear?

Very Low Low Middle High Very High

How would you describe the **mood** or **character** of this piece?

Agitato (Agitated)

Dolce (Sweet)

Furioso (Angry)

Mesto (Sad)

Brillante (Glittering)

Energico (Energetic)

Giocoso (Merry, Happy)

Scherzando (Playful)

Cantabile (Singing)

Expressivo (Expressive)

Maestoso (Majestic)


Tranquillamente (Calm)

DOODLE SPACE

#2. Title of Piece: "Raindrop" Prelude Op. 28, No. 15 by Frederic Chopin

How would you describe the **tempo** of this piece?

Largo Larghetto Adagio Andante Moderato Allegretto Allegro Vivace Presto



What **dynamics** do you hear?

pp p mp mf f ff crescendo decrescendo

What **articulations** do you hear?

Staccato (Bouncy) Legato (Smooth) Tenuto (Pressing Deeply) Marcato (Accented)

What **itches** do you hear?

Very Low Low Middle High Very High

How would you describe the **mood** or **character** of this piece?

Agitato (Agitated)

Dolce (Sweet)

Furioso (Angry)

Mesto (Sad)

Brillante (Glittering)

Energico (Energetic)

Giocoso (Merry, Happy)

Scherzando (Playful)

Cantabile (Singing)

Espressivo (Expressive)

Maestoso (Majestic)

Tranquillamente (Calm)



attention travelers

Don't Forget to Answer the Questions Below!

Which piece is your favorite? **Tchaikovsky's April "Snowdrop"** or **Chopin's "Raindrop" Prelude**? Why?

DOODLE SPACE

11. Impressionistic Listening

PASSPORT STAMP


Collect 1 Passport Stamp Listening to Music from the Impressionistic Era

Music Links: www.samanthayeung.com/pianopassport

#1. Title of Piece: Claire de Lune by Claude Debussy

How would you describe the **tempo** of this piece?

Largo Larghetto Adagio Andante Moderato Allegretto Allegro Vivace Presto



What **dynamics** do you hear?

pp p mp mf f ff crescendo decrescendo

What **articulations** do you hear?

Staccato (Bouncy) Legato (Smooth) Tenuto (Pressing Deeply) Marcato (Accented)

What **itches** do you hear?

Very Low Low Middle High Very High

How would you describe the **mood** or **character** of this piece?

Agitato (Agitated)

Dolce (Sweet)

Furioso (Angry)

Mesto (Sad)

Brillante (Glittering)

Energico (Energetic)

Giocoso (Merry, Happy)

Scherzando (Playful)

Cantabile (Singing)

Expressivo (Expressive)

Maestoso (Majestic)


Tranquillamente (Calm)

DOODLE SPACE

#2. Title of Piece: Sonatine, No. 3 "Anime" by Maurice Ravel

How would you describe the **tempo** of this piece?

Largo Larghetto Adagio Andante Moderato Allegretto Allegro Vivace Presto



What **dynamics** do you hear?

pp p mp mf f ff crescendo decrescendo

What **articulations** do you hear?

Staccato (Bouncy) Legato (Smooth) Tenuto (Pressing Deeply) Marcato (Accented)

What **itches** do you hear?

Very Low Low Middle High Very High

How would you describe the **mood** or **character** of this piece?

Agitato (Agitated)

Dolce (Sweet)

Furioso (Angry)

Mesto (Sad)

Brillante (Glittering)

Energico (Energetic)

Giocoso (Merry, Happy)

Scherzando (Playful)

Cantabile (Singing)

Espressivo (Expressive)

Maestoso (Majestic)

Tranquillamente (Calm)



attention travelers

Don't Forget to Answer the Questions Below!

Which piece is your favorite? **Debussy's *Claire de lune*** or **Ravel's *Sonatine***?
Why?

DOODLE SPACE

12. Modern Listening

PASSPORT STAMP



Collect 1 Stamp Listening to Music from the Modern Era

Music Links: www.samanthayeung.com/pianopassport

#1. Title of Piece: *The Cat and the Mouse by Aaron Copland*

How would you describe the **tempo** of this piece?

Largo Larghetto Adagio Andante Moderato Allegretto Allegro Vivace Presto



What **dynamics** do you hear?

pp p mp mf f ff crescendo decrescendo

What **articulations** do you hear?

Staccato (Bouncy) Legato (Smooth) Tenuto (Pressing Deeply) Marcato (Accented)

What **itches** do you hear?

Very Low Low Middle High Very High

How would you describe the **mood** or **character** of this piece?

Agitato (Agitated)

Dolce (Sweet)

Furioso (Angry)

Mesto (Sad)

Brillante (Glittering)

Energico (Energetic)

Giocoso (Merry, Happy)

Scherzando (Playful)

Cantabile (Singing)

Expressivo (Expressive)

Maestoso (Majestic)


Tranquillamente (Calm)

DOODLE SPACE

#2. Title of Piece: **Danzas Argentinas Op. 2, No. 1 by Alberto Ginastera**

How would you describe the **tempo** of this piece?

Largo Larghetto Adagio Andante Moderato Allegretto Allegro Vivace Presto



What **dynamics** do you hear?

pp p mp mf f ff crescendo decrescendo

What **articulations** do you hear?

Staccato (Bouncy) Legato (Smooth) Tenuto (Pressing Deeply) Marcato (Accented)

What **itches** do you hear?

Very Low Low Middle High Very High

How would you describe the **mood** or **character** of this piece?

Agitato (Agitated)

Dolce (Sweet)

Furioso (Angry)

Mesto (Sad)

Brillante (Glittering)

Energico (Energetic)

Giocoso (Merry, Happy)

Scherzando (Playful)

Cantabile (Singing)

Espressivo (Expressive)

Maestoso (Majestic)

Tranquillamente (Calm)



attention travelers

Don't Forget to Answer the Questions Below!

Which piece is your favorite? **Copland's *The Cat and the Mouse*** or **Ginastera's *Danzas Argentinas***? Why?

DOODLE SPACE

13. Composer Research

PASSPORT STAMP

Welcome to the Music History Museum! Here you will collect one stamp studying the life and work of a composer.

Collect 1 Passport Stamp

- Students in grades K-1 may omit questions 5 and 6.
- If you've done this before, you must pick a different composer.
- You may pick a different composer not on the list if approved by Samantha.

Bach	Chopin	Grieg	Mozart	Schumann
Beethoven	Clementi	Handel	Purcell	Scriabin
Brahms	Debussy	Haydn	Rachmaninoff	Shostakovich
Burgmuller	Ginastera	Joplin	Schubert	Tchaikovsky


1) Composer's Full Name <i>Example: Ludwig van Beethoven</i>	
2) Composer's Years of Birth and Death <i>Example: 1770-1827</i>	
3) Which era did the composer compose in? <i>Example: Beethoven composed during the Classical Era.</i>	<ul style="list-style-type: none"> • Baroque Era (1600-1750) • Classical Era (1750-1820) • Romantic Era (1820-1910) • Contemporary Era—sometimes divided into Impressionistic & 20th Century/Modern (1900-present)
4) Composer's Nationality <i>Example: German</i>	
<i>Students in K-1 may omit questions 5 and 6.</i>	
5) Composer's Place of Birth and Death <i>Example: Beethoven was born in Bonn, Germany and died in Vienna, Austria.</i>	
6) List two famous pieces written by the composer and include which instrument(s) they were written for: <i>Example:</i> 1. Beethoven wrote <i>Fur Elise</i> for solo piano. 2. Beethoven wrote the <i>Ninth Symphony</i> for orchestra.	<p>1.</p> <p>2.</p>

14. Piano Research

PASSPORT STAMP

Here you will collect one passport stamp studying the parts of the modern piano. *If you've done this before, see if you can complete it without looking at your piano.*


Collect 1 Passport Stamp



Grand Piano



Upright Piano



Digital Piano



Electronic Keyboard

1) Your Piano: What type of piano do you have? Include the manufacturer's name and the model number. *You may need to look inside your piano for the model number!*

Example: Yamaha U3 Upright _____

2) Seeing the Piano Keys: How many keys does a piano have? _____

How many white keys? _____ How many black keys? _____

How many groups of **three black keys** does a piano have? _____

How many groups of **two black keys** does a piano have? _____

3) Hearing the Piano Keys: How many of each pitch does a piano have?

A _____ B _____ C _____ D _____ E _____ F _____ G _____

A#/Bb _____ C#/Db _____ D#/Eb _____ F#/Gb _____ G#/Ab _____

What is the lowest key on the piano? _____ What is the highest key? _____

4) Piano Key ID: The keys on a piano are identified by pitch name and octave number. For example, middle C is **C4** because it's the 4th C going from low to high. Identify the following keys:

Middle C: C4 Lowest Note: _____ Highest Note: _____

B above Middle C: _____ F below Middle C: _____

15. Creative Composition

Welcome to Customs & Composition! Here you can collect up to six passport stamps for writing your own composition and entering it in your school's PTSA Reflections Program or the WSMTA Young Composers Project.

Collect up to 6 Passport Stamps

- Collect **3 passport stamps** by writing your own composition.
- Collect an **additional 3 passport stamps** by entering your composition into your school's PTSA Reflections Program and/or the WSMTA Young Composers Project. You already finished a composition, so why not?

Composition Guidelines

- Compositions must be substantial, insightful, and well-thought-out.
 - Elementary: minimum 16 measures
 - Middle/High School: minimum 32 measures
- Expect to spend at least 4-8 weeks on your composition. It's okay if it takes even longer.
- Compositions must be fully scored using music notation software. Here are some free online tools:
 - www.noteflight.com
 - www.flat.io
 - www.musescore.com
- Samantha is happy to assist you with scoring but will NOT score your music for you. Scoring your music is part of the learning experience.
- You must be able to play your composition.

PASSPORT STAMP(S)

PTSA Reflections 2019

- The 2019-2020 Reflections Theme is "Look Within"
- You are responsible for checking your school's Reflections Program deadlines (entries are typically due in the fall)

WSMTA Young Composers Project

- Entries are due February 20, 2020
- Entry Fees: Primary (Grades K-2) & Elementary (Grades 3-6) - \$25, Junior (grades 7-9) - \$30, Senior (Grades 10-12) - \$35
- 1st, 2nd, and 3rd place awards are given to each grade level (primary grades are combined into one grade). 1st place winners receive cash prizes and an invitation to perform at the WSMTA State Conference.
- ALL participants receive written feedback on their submitted compositions.

Getting Started

Your composition can be silly, serious, or anywhere in between.

- Describe something that you like to do (jump on a trampoline, watercolor painting, playing video games)
- Describe something that you like to see (the weekly garbage truck pickup, a beautiful sunset, the sights and sounds at Disneyland)
- Expand on techniques that sound cool to you (glissandos, rising octaves, chromatic scales)

You can create one big piece or a suite of little pieces.

A Day in Paris

or

A Very French Suite

- I. The Tall Eiffel Tower
- II. Parisian Sidewalks
- III. The Crunchy Baguette

Title of Your Composition

(you can change this anytime!)

What's your composition
about?

16. Music Literacy Program (MLP)

Welcome to the Theory Tour! Here you will collect up to three passport stamps by completing the WSMTA Music Literacy Program (MLP).

Complete up to 3 Passport Stamps

- Collect **1 passport stamp** by taking the exam.
- Collect **2 passport stamps** by scoring 94% or higher.
- Collect **3 passport stamps** by scoring 98% or higher.

There are ten levels of testing. Samantha will put you in the right level. You'll receive practice tests in the weeks prior to prepare.

Saturday, April 25, 2020 (for Eastside Students)

Eastside Bahai Center
 16007 NE 8th St, Bellevue
 Drop-in testing from 10:00 am to 4:00 pm

Saturday, May 2, 2020 (for Southside Students)

Nativity Lutheran Church
 17707 140th Ave SE, Renton
 Drop-in testing from 9:00 am to 3:00 pm

PASSPORT STAMP(S)

MLP Level	
Your Score	

17. Music Artistry Program (MAP)



Welcome to the first stop of Performance Port! Here you will collect three passport stamps by participating in the WSMTA Music Artistry Program (MAP).

Collect 3 Passport Stamps

The Music Artistry Program provides an opportunity for students to perform two polished pieces of contrasting styles for a visiting artist teacher and receive constructive feedback.

MAP is a requirement for students in 2nd grade and up with 1+ years of experience (younger students may also participate with instructor permission).

MAP Goals:

- Provide an educational experience which encourages goal setting, persistence, and creativity;
- Provide a performance opportunity for students where an objective evaluation of the student’s skill and musicianship is made by an impartial and competent visiting artist teacher;
- Provide an opportunity for teachers to receive feedback from another professional musician.

Students Receive:

- Verbal Feedback
- Written Evaluation
- Certificate of Participation

Thursday-Sunday, February 20-22, 2020

Cross of Christ Lutheran Church in Bellevue

MAP Time Slot	
What did you perform at MAP? List titles and composers.	1. 2.
Who was the visiting artist teacher?	

18. Public Performance

Welcome to the second stop of Performance Port! Here you may collect an unlimited number of stamps by performing at school, church, retirement home, or other public venue.

Collect Unlimited Passport Stamps

Qualifying Public Performances:

- School: school-wide talent show, class *Talent Fridays* and *Musical Cafés* (or similar), accompanying for another class (such as choir or eurhythmy)
- Church: must be part of a program or event
- Retirement Homes and Communities
- Pianos in the Parks: find and play piano at various parks, the mall, and SeaTac Airport www.pianosintheparks.org
- Neighborhood Block Parties
- Weddings
- Farmers Markets
- Studio Recitals
- Piano Competitions (competitions qualify for three passport stamps)

There will be monthly opportunities to perform at local retirement homes. Parents, please check your emails for these opportunities!

Performing at home for a family party or gathering does **not** qualify for community service.

To complete this task, complete the Public Performance Report and include some sort of proof of performance:

- Photo or Video of your performance
- Program
- Certificate (if provided)

You may complete an unlimited number of expeditions for each qualifying public performance. If you need extra report forms, please ask!

PASSPORT STAMP(S)

Public Performance Report

Location:	
Date and Time:	
What did you play?	
What event or purpose did your public performance serve?	<p><i>EXAMPLE:</i></p> <ul style="list-style-type: none"> • <i>Talent Show</i> • <i>Musical Gift Recital</i> • <i>Retirement Home Recital</i> • <i>Bach in the Subways</i> • <i>Farmers Market</i>

Location:	
Date and Time:	
What did you play?	
What event or purpose did your public performance serve?	

Location:	
Date and Time:	
What did you play?	
What event or purpose did your public performance serve?	

Public Performance Report

Location:	
Date and Time:	
What did you play?	
What event or purpose did your public performance serve?	

Location:	
Date and Time:	
What did you play?	
What event or purpose did your public performance serve?	

Location:	
Date and Time:	
What did you play?	
What event or purpose did your public performance serve?	

Public Performance Report

Location:	
Date and Time:	
What did you play?	
What event or purpose did your public performance serve?	

Location:	
Date and Time:	
What did you play?	
What event or purpose did your public performance serve?	

Location:	
Date and Time:	
What did you play?	
What event or purpose did your public performance serve?	

19. Concert Attendance

Welcome to the third stop of Performance Port! Here you may collect up to six passport stamps by attending concerts featuring professional classical or jazz musicians.

Collect up to 6 Passport Stamps



Attention travelers

To Collect Your Passport Stamp, You MUST Bring Home a Program from the Concert!

Qualifying Concerts to Complete Unlimited Expeditions:

*** *highly recommended*

- ❖ President's Piano Series at UW Meany Hall: appropriate for 12 years+, FREE youth tickets (2) with purchase of an adult ticket \$40+ (www.meanycenter.org)
- ❖ ***Seattle Chamber Music Society Winter Festival: 30 minute recitals appropriate for all ages, FREE; there is a full-length concert after each free recital that you are not required to stay for (www.seattlechambermusic.org)
- ❖ University of Washington Brechemin Piano Series: 60-90 minute recitals appropriate for 8 years+, \$5; you may exit quietly between works; features college students from the UW piano program (music.washington.edu/events/performances)
- ❖ ***Ten Grands Seattle: concert featuring 10 grand pianos and 10 pianists playing a variety of classical, jazz, and popular music; tickets \$42+ (www.tengrandsseattle.com)
- ❖ Ladies Musical Club of Seattle: check the program before you go to make sure a solo pianist will be performing; all concerts are FREE (www.lmcseattle.org)
- ❖ Seattle Symphony (www.seattlesymphony.org)

Non-Qualifying Concerts:

- Pop Concerts: Justin Bieber, Taylor Swift
- Contemporary Music Festivals: Bumbershoot, Northwest Folklife Festival, etc. UNLESS there is an act featuring a solo pianist.
- Musicals and Musical Theater Productions

YOU MUST INCLUDE PROOF OF ATTENDANCE BY ATTACHING A PROGRAM TO YOUR REPORT.

EXPEDITION STATUS

Concert Attendance Report # _____

What concert did you attend?	
Concert Date:	
Concert Time:	
Concert Location:	
How many musicians performed at this concert?	
What instruments were played at this concert?	
What was your favorite piece performed at this concert?	

YOU MUST BRING HOME A PROGRAM FROM THE CONCERT. NO PROGRAM = NO STAMP.

Concert Attendance Report # _____

What concert did you attend?	
Concert Date:	
Concert Time:	
Concert Location:	
How many musicians performed at this concert?	
What instruments were played at this concert?	
What was your favorite piece performed at this concert?	

YOU MUST BRING HOME A PROGRAM FROM THE CONCERT. NO PROGRAM = NO STAMP.

Concert Attendance Report # _____

What concert did you attend?	
Concert Date:	
Concert Time:	
Concert Location:	
How many musicians performed at this concert?	
What instruments were played at this concert?	
What was your favorite piece performed at this concert?	

YOU MUST BRING HOME A PROGRAM FROM THE CONCERT. NO PROGRAM = NO STAMP.

Concert Attendance Report # _____

What concert did you attend?	
Concert Date:	
Concert Time:	
Concert Location:	
How many musicians performed at this concert?	
What instruments were played at this concert?	
What was your favorite piece performed at this concert?	

YOU MUST BRING HOME A PROGRAM FROM THE CONCERT. NO PROGRAM = NO STAMP.

Concert Attendance Report # _____

What concert did you attend?	
Concert Date:	
Concert Time:	
Concert Location:	
How many musicians performed at this concert?	
What instruments were played at this concert?	
What was your favorite piece performed at this concert?	

YOU MUST BRING HOME A PROGRAM FROM THE CONCERT. NO PROGRAM = NO STAMP.

Concert Attendance Report # _____

What concert did you attend?	
Concert Date:	
Concert Time:	
Concert Location:	
How many musicians performed at this concert?	
What instruments were played at this concert?	
What was your favorite piece performed at this concert?	

YOU MUST BRING HOME A PROGRAM FROM THE CONCERT. NO PROGRAM = NO STAMP.

AFFIX YOUR CONCERT PROGRAM(S) TO THIS PAGE (if it fits), OTHERWISE
STAPLE IT TO THE BACK OF YOUR PACKET.